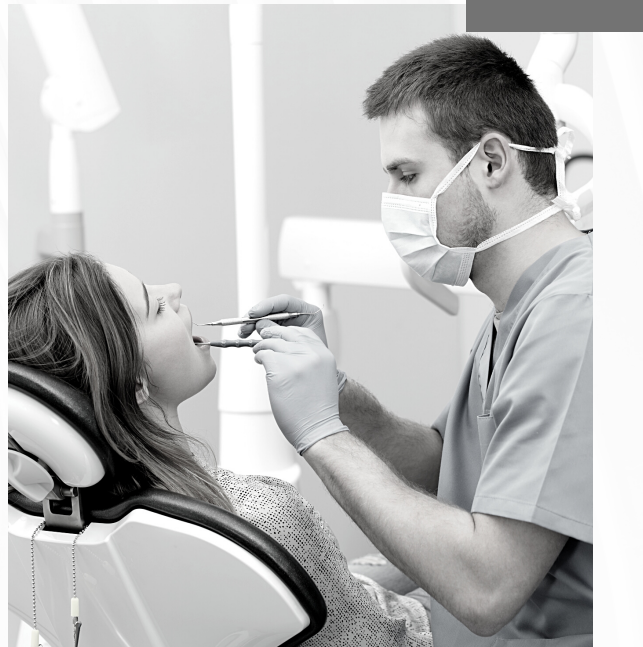


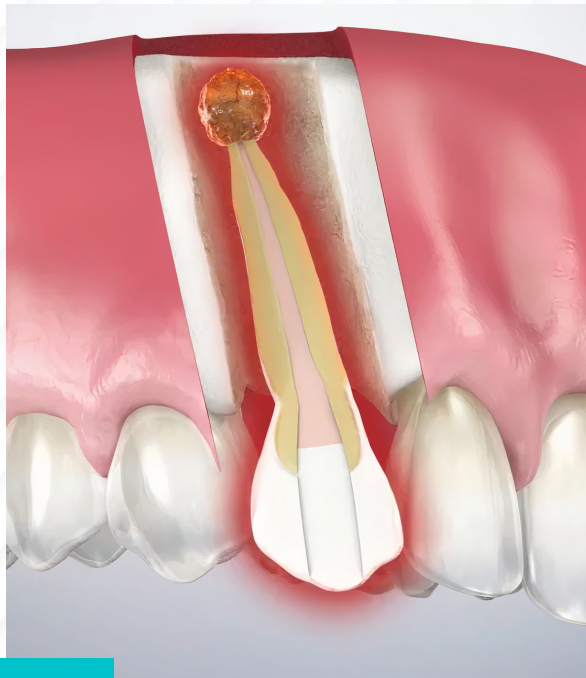
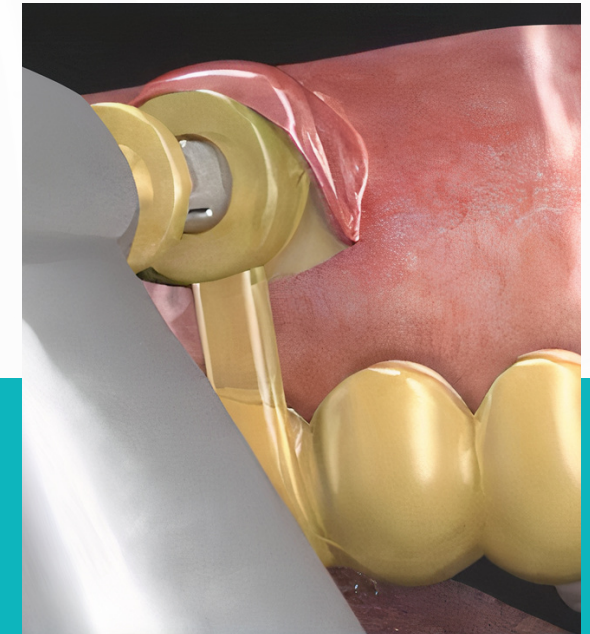
About GEMS

Guided Endodontic Microsurgery (GEMS) is a proven method for treating, failing endodontically treated teeth. Utilizing our patented surgical stent, tissue separator and stopper, the practitioner can expect high success rates using this protocol.



GEMS™

GUIDED ENDODONTIC
MICROSURGERY



Why GEMS?

- Accurate
- Simple
- Save Time
- Great Reimbursement



SCAN ME

Patent Number: US 2020/0306008 A1

Accurate Apical Surgery

☎ (800) 810-0268

✉ gems@cspdental.com

🌐 www.cspdental.com

📍 9950 Irvine Center Dr., Irvine, CA
92618

BASIC

Register



GEMS COURSES



Register

ADVANCE

DAY 1

8:00 am - 8:30 am

Breakfast

8:30 am - 10:30 am

Lecture

10:30 am - 11:00 am

Break

11:00 am - 12:00 pm

Hands-On

12:00 pm - 1:00 pm

Lunch

1:00 pm - 4:00 pm

Live Surgery

Course objective:

- Proper DX and TX planning.
- Traditional apicoectomy vs GEMS Method
- Understanding the digital workflow associated GEMS method and the proper protocol.
- Learn how to efficiently and safely perform apicoectomies using GEMS method including training in the concepts of bone grafting and minor flap designs.
- Armamentarium and kit utilization

Faculty: Dr. Hamid Abedi, MSc. DDS

8:00 am - 8:30 am

Breakfast

8:30 am - 10:30 am

Lecture

10:30 am - 11:00 am

Break

11:00 am - 12:00 pm

Hands-On (Part 1)

12:00 pm - 1:00 pm

Lunch

1:00 pm - 2:30 pm

Hands-On (Part 2)

2:30 pm - 3:00 pm

Break

3:00 pm - 4:00 pm

Surgical Management

DAY 2

8:30 am - 12 pm

Perform Live Surgery